




### This model includes :

- Exhaust and air supply manual, automatic or remotely start/stop
- Complete air supply unit management
- Interruption and reset of cooking equipment
- Exhaust hood lights control
- Fire protection management according to NFPA 96

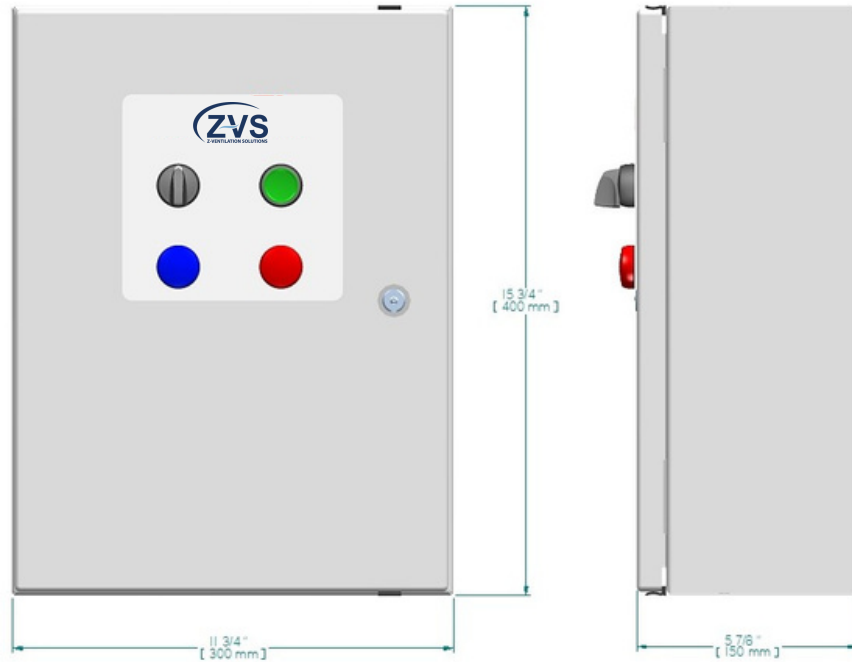
### Frequently requested options :

- SMART variable speed control processor
- Manual or automatic double speed exhaust control

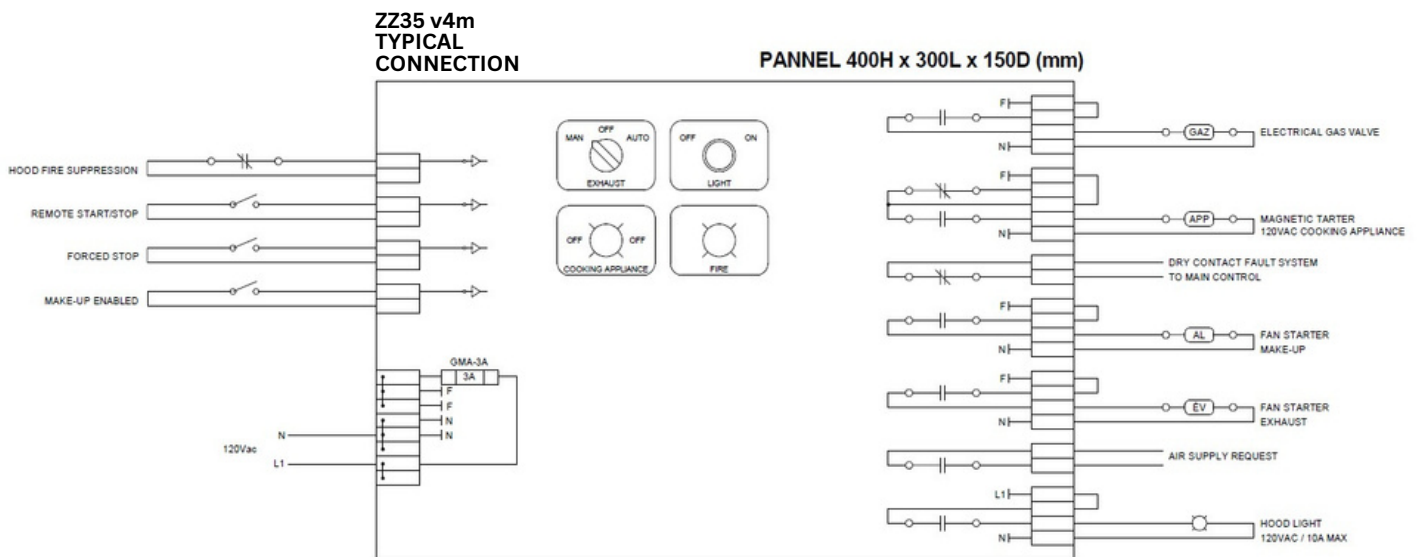
<b>Specifications</b>	
Installation	Wall-mounted or embedded
Boitier	Painted steel 16 MSG; Gray polyester finish
Voltage	120V
Amperage	15A
Standard	 Nema 4

Need a *custom design* ? Contact us !

### Mechanical specifications



### Wiring schematics



Need a *custom design* ? Contact us !